



---

# 2024 Annual REPORT


---

Beckenham Primary School



## Acknowledgment of Country

We respectfully acknowledge the past and present traditional custodians of this land which our school is located on, the Whadjuk Noongar people. It is a privilege to be on Whadjuk Noongar country. We also acknowledge the contributions of Aboriginal Australians and non Aboriginal Australians to the education and reconciliation of all children and people in this country we all live in and share together – Australia.



## TABLE OF CONTENTS

School Context	Page 2
Principal's Report	Page 3
Board Report	Page 4
Special Events & Celebrations	Page 5-6
Student Numbers and Characteristics	Page 7
Student Attendance	Page 8
Destination Schools & Student Rep Council	Page 9
Student Achievement and Progress	Page 10-14
Financial Summary	Page 15-16





### **Location**

Beckenham Primary School (BPS) is an independent primary school that was established in 1912. Located on Noongar Whadjuk Boodjar in the suburb of Beckenham, the school is situated 12 km from Perth's CBD and is easily accessible by train, as it is located on the Perth-Armadale train line. BPS caters to students from Kindergarten to Year 6 and is committed to providing a safe, inclusive, and supportive learning environment. As the school continues to grow, it remains dedicated to its mission of providing a high-quality education that meets the needs of all students. We have an ICSEA (index of community socio-educational advantage) of 994 which is slightly below the average value of 1000.

### **The School**

At our school, we live by the motto "Share and Care," which is reflected in The Six Kinds of Best values program developed by David Koutsoukis. This program, also known as the "Beckenham Best" program, has been in place for several years and has become an integral part of our school culture. During 2024, we undertook work to move towards becoming a positive behaviour support (PBS) school and incorporate the six kinds of best into the PBS model. There is a strong student voice through a Student Representative Council. Classrooms from Year 3-6 have two student representatives who are elected by their peers and meet regularly with a teacher to facilitate. They undertake many fundraising events for Chambak Primary, our sister school in Cambodia, and other local charities.

We actively promote sustainability with classrooms assigned tasks that support the reduce, reuse, recycle and rot message. Students are encouraged to avoid unnecessary wrapping and waste through the Trash Free Thursday initiative.

### **The Grounds**

The school grounds are spacious and attractive featuring large, grassed areas, trees, large art works, modern play equipment, nature playgrounds, netball and basketball courts, ensuring a very pleasant environment that is enjoyed by the school. Each year, further improvements are made to the school grounds to enhance the environment for students, staff and parents. The P&C has continued to carry out improvement projects which not only enhance the attractiveness of the grounds but also cater for play and education of the children.



# The year in review

## PRINCIPAL'S REPORT

Dear Students, Parents, and Guardians,



I present to you the 2024 annual report for Beckenham Primary School. In 2024, the school was led by Mrs Nichola Butler (Term 1) and Mr John Gillett (Term 2-4). Mrs Butler was successful in her application for a permanent Level 5 principalship at Atwell Primary School while Mr Gillett has retired after a career dedicated to public school education. We thank both Mrs Butler and Mr Gillett for their contributions to Beckenham Primary School and wish them all the best for the future.

### Public School Review

In Term 2 2024, BPS participated in the Public School Review process. A copy of the PSR report can be found on our website and via Schools Online. In 2025, we will reflect on our commendations and commence working towards recommendations identified by both staff and the PSR team.

### Acknowledging the School Board

As a school, we thank the dedicated members of our school board who have provided continual and valued input to school governance. Due to the retirement of Mr Gillett, a process was undertaken to recruit a new permanent principal to the school. Thank you to our chairperson, Sarah Midolo, who was part of the selection panel alongside the assistant director of education for the South Metro Education Region and two other principals.

### Parents and Community

A big thank you to our Parent & Citizens Association who once again dedicated time and energy towards fundraising initiatives across the school including Year 6 graduation and a new playground. Your enthusiasm to supporting our students by funding staff wish lists and school wide initiatives is greatly appreciated by students, staff and families.

Warm regards  
Dr Bree Wagner  
Principal (2025 onwards)







## SCHOOL BOARD REPORT

The Beckenham Primary School Board had a productive year. The board had the opportunity to continue to monitor progress and provide feedback with our school business plan, data analysis processes, the school review process, and other various policies.

Key staff and community members attended meetings so that board members could hear about different initiatives within the school, (such as the Your Move program, LSC role, PBS, BYOD and the upgraded school website), their progress and impacts in line with the school business plan.

The board also farewelled and thanked principal Nichola Butler for her contribution and dedication to our school. We welcomed back John Gillet as principal and then farewelled him with his retirement at the conclusion of the year. We thank him for his many years of service to Beckenham Primary School. With this transition the board was involved with the appointment of a new permanent principal and were able to provide guidance and feedback within that process. We are looking forward to the new journey going forward with principal Dr Bree Wagner.

We welcomed Councillor Diane Lloyd as our community member and greatly appreciate her knowledge and insights. Thank you to all board members for your ongoing service, commitment and dedication to Beckenham Primary School and its students.

Sarah Midolo  
Board Chair





# SPECIAL EVENTS AND CELEBRATIONS



Throughout 2024, Beckenham Primary School was alive with a variety of special events and celebrations that brought our community together and filled us with pride. Some highlights from the year included:

**Your Move Active Travel Festival:** To strengthen our partnership with the Your Move initiative, we held our first ever Active Travel Festival. Students enjoyed a week of exciting incursions, including a guided tour of a Transwa bus, engaging sessions from Constable Care, and bike and skateboard education workshops. It was a wonderful way to promote active, safe travel to and from school.

**Show 'n' Shine:** Our annual Show 'n' Shine event was once again a major success, warmly attended by our school community. Students were thrilled to lead their families through the classrooms and showcase their learning. The feedback was overwhelmingly positive.

**National Simultaneous Storytime:** Students across the school took part in the 2024 National Simultaneous Storytime, enjoying the story Bowerbird Blues by Aura Parker. Classes engaged in a range of fun literacy activities, helping to foster a lifelong love of reading and storytelling among our students.





## SPECIAL EVENTS AND CELEBRATIONS

**NAIDOC Week:** This year's NAIDOC Week celebrations were vibrant and meaningful. Students participated in the "Water in Aboriginal Culture" incursion, deepening their understanding of First Nations' connections to land and water. Our Kwobidak Yorgas group, led by Miss Lilly, spent the weeks leading up preparing costumes, learning dances and songs, and exploring the 2024 NAIDOC theme Keep the Fire Burning! Blak, Loud and Proud – celebrating culture, pride, and resilience with our children, school, and wider community.

**Harmony Day Picnic:** To celebrate Harmony Day, Beckenham Primary School hosted a colourful and joyful picnic. Students, families, and staff shared food, explored cultural traditions, and participated in fun activities that highlighted the rich diversity within our community. The event reinforced our school's commitment to inclusivity, respect, and unity.

**ANZAC Day Commemoration:** On Friday 26 April 2024, our school community came together to honour ANZAC Day. The ceremony featured poetry readings and our school choir performed two songs in tribute. In preparation, a group of dedicated parent volunteers created beautiful wreaths for the ceremony.




## Student Numbers (as at 2024 Semester 2)

Primary	Kin	PPR	Y01	Y02	Y03	Y04	Y05	Y06	Total
Full Time	(20)	52	48	57	47	49	53	49	375
Part Time	40								

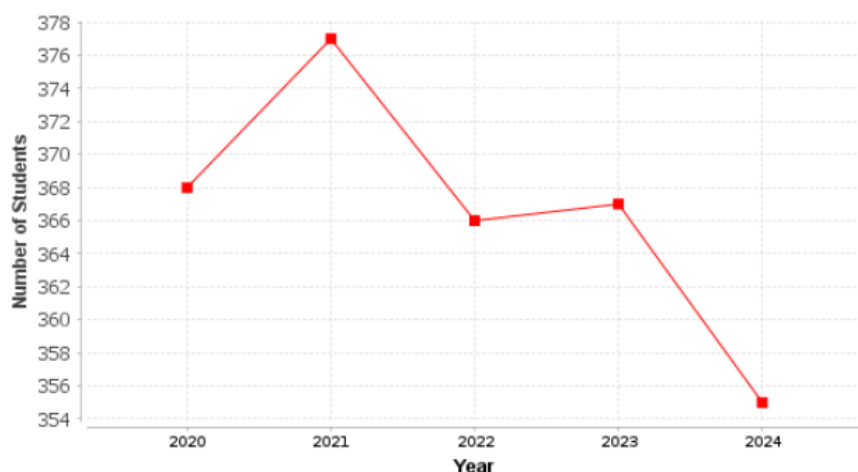
Note: The Kin Full Time student figure represents the Full Time Equivalent of the Part Time students

	Kin	PPR	Pri	Sec	Total
Male	16	24	145		185
Female	24	28	158		210
Total	40	52	303		395

	Kin	PPR	Pri	Sec	Total
Aboriginal	3	5	38		46
Non-Aboriginal	37	47	265		349
Total	40	52	303		395



Semester 2 Student Numbers



Primary

## STUDENT NUMBERS AND CHARACTERISTICS

In the Semester 2, 2024 Census, our student population consisted of:

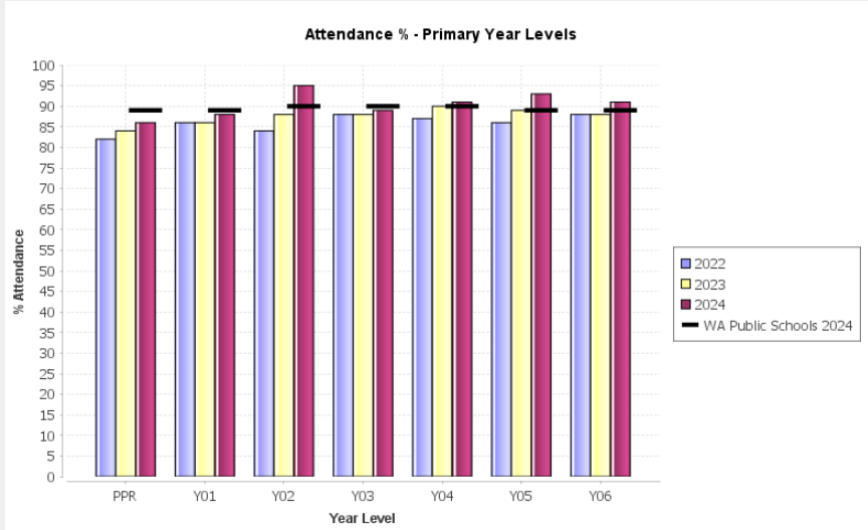
- 40 Kindergarten students,
- 52 Pre-primary students; and
- 303 Year One to Year Six students totaling 395 students.

The student body at Beckenham Primary School reflects the diverse nature of our school community. Approximately 12% of our students identify as Aboriginal, highlighting the cultural richness within our school. Additionally, approximately 65% of students have a language background other than English (EAL/D). We are fortunate to have a vibrant mix of cultures and countries represented, including Aboriginal, Arabic, Bengali, Burmese, Cambodian, Chinese, Filipino, Indian, Indonesian, Lebanese, Malaysian, Nepali, New Zealanders, Sudanese, Russian, Vietnamese, and Yugoslavian backgrounds.

The diverse cultural tapestry within our school community greatly enriches our school. This has been celebrated in 2024 with various community events including EAL/D morning teas, NAIDOC Week Celebrations, Diwali and Harmony Day events.



# STUDENT ATTENDANCE



	Non - Aboriginal			Aboriginal			Total		
	School	Like Schools	WA Public Schools	School	Like Schools	WA Public Schools	School	Like Schools	WA Public Schools
2022	86.8%	86.9%	88.3%	77.7%	78.2%	69.5%	85.8%	86.2%	86.6%
2023	88.5%	89.5%	90.3%	82.3%	81.9%	74.3%	87.7%	89.0%	88.9%
2024	91.2%	90.3%	91.0%	84.9%	80.0%	74.3%	90.4%	89.4%	89.4%

## Analysis and Impact of Evidence

In 2024, Beckenham Primary School recorded an attendance rate of 90.4%, which was above the attendance rate of 89.4% for Western Australian Public Schools during the same period. This marks a continual improvement from our 2022 (85.8%) and 2023 (87.7%) attendance rates.

## Management of Non-Attendance

Beckenham Primary School remains committed to collaborating with parents and students to restore our attendance rates. We actively communicate with families about the significance of regular school attendance. Our school utilises an SMS system to track absences, enabling us to monitor and address non-attendance effectively. In cases of unexplained absences, we send letters home to parents to ensure open communication and understanding. For students identified as high risk, we strive to conduct consultations with both staff and families, fostering collaborative efforts to address attendance issues. Improving student attendance remains a key focus area for our school's continuous improvement and community engagement efforts.

# DESTINATION SCHOOLS

In 2024, a total of 53 students graduated from Year 6 at Beckenham Primary School. Throughout the year, our Year 6 students participated in transition activities to prepare them for their intended high schools. Local secondary schools organised transition meetings for students and parents at various times during the year.

Please refer to the following breakdown for a detailed representation of students enrolled in different schools for Year 7 in 2024.

Destination Schools	Male	Female	Other	Total
Cannington Community College	9	13		22
St Norbert College	4	5		9
Yule Brook College	4			4
Darling Range Sports College	2	1		3
Lynwood Senior High School	2	1		3
Aranmore Catholic College		2		2
Como Secondary College	1	1		2
Australind Senior High School		1		1
Clontarf Aboriginal College	1			1
Gilmore College		1		1
Harrisdale Senior High School	1			1
Lakeland Senior High School		1		1
Lumen Christi College	1			1
Mazenod College	1			1
Willetton Senior High School	1			1

## Student Representative Council

In 2024, our Student Representative Council (SRC) organised a range of exciting fundraising events, including Pyjama Day, Pirate Day, and Walk to School day. Beyond fundraising, our SRC representatives also played an active role in shaping school initiatives. They contributed to discussions around Positive Behaviour Support (PBS) and helped celebrate significant cultural days, keeping the school community informed through regular announcements.

The funds raised for our sister school, Chambak Primary School, were put to excellent use, supporting the following projects:

- Establishing and maintaining water storage and handwashing facilities.
- Purchasing essential teaching resources and student learning materials.
- Expanding access to technology.

Thank you, SRC, for embodying the spirit and values of Beckenham Primary School. Your efforts have made a real difference both within our school and across the world.





# STUDENT ACHIEVEMENT AND PROGRESS

## NAPLAN WRITING

Percentage of students in each Proficiency Level

Proficiency Level	NAPLAN Score Range	Year 3 Writing		
		School	Like Schools	WA Public Schools
		2024	2024	2024
Exceeding	481 and above	7%	5%	7%
Strong	368 - 480	62%	70%	66%
Developing	282 - 367	11%	17%	17%
NAS*	281 and below	20%	8%	9%
* Needs additional support # students = 45				

Proficiency Level	NAPLAN Score Range	Year 5 Writing		
		School	Like Schools	WA Public Schools
		2024	2024	2024
Exceeding	481 and above	7%	7%	9%
Strong	368 - 480	59%	53%	53%
Developing	282 - 367	24%	28%	25%
NAS*	281 and below	11%	12%	11%
* Needs additional support # students = 46				



## NAPLAN Writing Analysis and Impact of Evidence

2024 NAPLAN writing data indicates an area for improvement in Year 3 with results falling just below that of like schools. The average writing score for Year 5 exceeded that of like schools indicating continued proficiency and growth.

Beckenham Primary School remains committed to a whole school approach to writing through the Talk for Writing Program. Brightpath is used by all teachers to track progress and support moderation in like year groups. These initiatives ensure sustained progress in this critical learning area.

# STUDENT ACHIEVEMENT AND PROGRESS

## NAPLAN SPELLING

Percentage of students in each Proficiency Level

Proficiency Level	NAPLAN Score Range	Year 3 Spelling		
		School	Like Schools	WA Public Schools
		2024	2024	2024
Exceeding	481 and above	22%	12%	14%
Strong	368 - 480	33%	41%	44%
Developing	282 - 367	22%	32%	27%
NAS*	281 and below	22%	15%	14%
* Needs additional support # students = 45				

Proficiency Level	NAPLAN Score Range	Year 5 Spelling		
		School	Like Schools	WA Public Schools
		2024	2024	2024
Exceeding	481 and above	17%	18%	19%
Strong	368 - 480	53%	49%	46%
Developing	282 - 367	19%	24%	21%
NAS*	281 and below	11%	9%	11%
* Needs additional support # students = 47				



## NAPLAN Spelling Analysis and Impact of Evidence

2024 NAPLAN spelling data reflects a downturn in Year 3 achievement, however results remain comparable to like schools. The average spelling score for Year 5 exceeded that of like schools indicating a sustained level of mastery.

Beckenham Primary School continues to implement quality spelling instruction through the delivery of Heggerty and the Letters & Sounds program in K-2 and Spelling Mastery in 3-6. These explicit programs ensure comprehensive spelling instruction is tailored to each students' developmental stage.



# STUDENT ACHIEVEMENT AND PROGRESS

## NAPLAN GRAMMAR & PUNCTUATION

Percentage of students in each Proficiency Level

Proficiency Level	NAPLAN Score Range	Year 3 Grammar and Punctuation		
		School	Like Schools	WA Public Schools
		2024	2024	2024
Exceeding	481 and above	7%	6%	9%
Strong	368 - 480	47%	37%	40%
Developing	282 - 367	22%	34%	28%
NAS*	281 and below	24%	24%	21%
* Needs additional support		# students = 45		

Proficiency Level	NAPLAN Score Range	Year 5 Grammar and Punctuation		
		School	Like Schools	WA Public Schools
		2024	2024	2024
Exceeding	481 and above	6%	11%	12%
Strong	368 - 480	51%	45%	48%
Developing	282 - 367	32%	30%	24%
NAS*	281 and below	11%	14%	14%
* Needs additional support		# students = 47		



### NAPLAN Grammar and Punctuation Analysis and Impact of Evidence

The average grammar and punctuation scores for Year 3 and 5 fell just below those of like schools indicating an area for improvement.

Professional learning is planned for all teachers in 2025 to strengthen our whole school approach to teaching grammar toolkits as part of the Talk for Writing program. These tools provide students with structured frameworks to develop their writing skills through short burst writing which supports improved grammar and punctuation proficiency.

# STUDENT ACHIEVEMENT AND PROGRESS

## NAPLAN READING

Percentage of students in each Proficiency Level

Proficiency Level	NAPLAN Score Range	Year 3 Reading		
		School	Like Schools	WA Public Schools
		2024	2024	2024
Exceeding	577 and above	11%	12%	16%
Strong	451 - 576	31%	44%	44%
Developing	386 - 450	33%	25%	22%
NAS*	385 and below	24%	19%	16%
* Needs additional support		# students = 45		

Proficiency Level	NAPLAN Score Range	Year 5 Reading		
		School	Like Schools	WA Public Schools
		2024	2024	2024
Exceeding	577 and above	6%	12%	17%
Strong	451 - 576	57%	49%	48%
Developing	386 - 450	21%	25%	21%
NAS*	385 and below	15%	13%	13%
* Needs additional support		# students = 47		



## NAPLAN Reading Analysis and Impact of Evidence

Average scores in the NAPLAN reading assessment indicate room for improvement when compared with like schools in Year 3 and 5.

Beckenham Primary School continues to strengthen its approach to phonics instruction through the implementation of the Letters & Sounds program in K-2. Developing a low-variance instructional approach in the areas of vocabulary, fluency and comprehension continues to be a focus across the school.



# STUDENT ACHIEVEMENT AND PROGRESS

## NAPLAN NUMERACY

Percentage of students in each Proficiency Level

Proficiency Level	NAPLAN Score Range	Year 3 Numeracy		
		School	Like Schools	WA Public Schools
		2024	2024	2024
Exceeding	481 and above	9%	5%	8%
Strong	368 - 480	41%	48%	50%
Developing	282 - 367	35%	32%	27%
NAS*	281 and below	15%	15%	13%
* Needs additional support		# students = 46		

Proficiency Level	NAPLAN Score Range	Year 5 Numeracy		
		School	Like Schools	WA Public Schools
		2024	2024	2024
Exceeding	577 and above	4%	8%	11%
Strong	451 - 576	51%	51%	53%
Developing	386 - 450	28%	29%	23%
NAS*	385 and below	17%	12%	12%
* Needs additional support		# students = 47		



## NAPLAN Numeracy Analysis and Impact of Evidence

2024 NAPLAN numeracy data reflects sound achievement in Year 3 with average scores comparable to like schools. Year 5 scores fell below that of like schools indicating an area for improvement.

Beckenham Primary School remains committed to the evidence-based intervention program Bond Blocks for the junior years. Looking ahead to 2025, resources will be allocated to implement a whole school program in Maths to support a consistent approach to instruction in this learning area.

# BPS Financial Summary as at 31 December 2024

ONE LINE BUDGET - Dec 2024 ( Verified Dec Cash)		
	Current Budget (\$)	Actual YTD (\$)
Carry Forward (Cash):	237,354	237,354
Carry Forward (Salary):	49,303	49,303
<b>INCOME</b>		
Student-Centred Funding (including Transfers & Adjustments):	4,604,729	4,604,729
Locally Raised Funds:	221,195	248,164
<b>Total Funds:</b>	<b>5,112,581</b>	<b>5,139,551</b>
<b>EXPENDITURE</b>		
Salaries:	4,378,131	4,378,131
Goods and Services (Cash):	629,390	578,475
<b>Total Expenditure:</b>	<b>5,007,521</b>	<b>4,956,607</b>
<b>VARIANCE:</b>	<b>105,060</b>	<b>182,944</b>

INCOME - Dec 2024 ( Verified Dec Cash)		
	Current Budget (\$)	Actual YTD (\$)
Carry Forward (Cash)	237,354	237,354
Carry Forward (Salary)	49,303	49,303
<b>STUDENT-CENTRED FUNDING</b>		
Per Student	3,268,168	3,268,168
School and Student Characteristics	1,096,657	1,096,657
Disability Adjustments	45,286	45,286
Targeted Initiatives	162,212	162,212
Operational Response Allocation	3,769	3,769
<b>Total Funds:</b>	<b>4,576,092</b>	<b>4,576,092</b>
<b>TRANSFERS AND ADJUSTMENTS</b>		
Regional Allocation	0	0
School Transfers – Salary	(168,036)	(168,036)
School Transfers - Cash	208,000	208,000
Department Adjustments	(11,326)	(11,326)
<b>Total Funds:</b>	<b>28,638</b>	<b>28,638</b>
<b>LOCALLY RAISED FUNDS (REVENUE)</b>		
Voluntary Contributions	14,231	12,547
Charges and Fees	70,604	76,442
Fees from Facilities Hire	37,200	36,159
Fundraising/Donations/Sponsorships	1,076	1,203
Commonwealth Govt Revenues	0	0
Other State Govt/Local Govt Revenues	0	0
Revenue from CO, Regional Office and Other scho	0	0
Other Revenues	74,321	77,260
Transfer from Reserve or DGR	23,763	44,553
Residential Accommodation	0	0
Farm Revenue (Ag and Farm Schools only)	0	0
Camp School Fees (Camp Schools only)	0	0
<b>Total Funds:</b>	<b>221,195</b>	<b>248,164</b>
<b>TOTAL</b>	<b>5,112,582</b>	<b>5,139,551</b>



# BPS Financial Summary as at 31 December 2024

EXPENDITURE - Dec 2024 ( Verified Dec Cash)		
	Current Budget (\$)	Actual YTD (\$)
<b>SALARIES</b>		
Appointed Staff	3,848,097	3,848,097
New Appointments	0	0
Casual Payments	530,034	530,034
Other Salary Expenditure	0	0
<b>Total Funds:</b>	<b>4,378,131</b>	<b>4,378,131</b>
<b>GOODS AND SERVICES (CASH EXPENDITURE)</b>		
Administration	44,466	26,488
Lease Payments	60,338	58,898
Utilities, Facilities and Maintenance	143,577	135,452
Buildings, Property and Equipment	67,302	74,007
Curriculum and Student Services	149,350	123,451
Professional Development	25,000	21,284
Transfer to Reserve	50,000	50,000
Other Expenditure	9,067	8,834
Payment to CO, Regional Office and Other schools	80,290	80,061
Residential Operations	0	0
Residential Boarding Fees to CO (Ag Colleges only)	0	0
Farm Operations (Ag and Farm Schools only)	0	0
Farm Revenue to CO (Ag and Farm Schools only)	0	0
Camp School Fees to CO (Camp Schools only)	0	0
<b>Total Funds:</b>	<b>629,390</b>	<b>578,475</b>
<b>TOTAL</b>	<b>5,007,521</b>	<b>4,956,606</b>



---

# Beckenham Primary School

368 Railway Parade, Beckenham WA 6107

**PH:** (08) 9278 3700

**Email:** [beckenham.ps@education.wa.edu.au](mailto:beckenham.ps@education.wa.edu.au)

**<https://beckenhamps.wa.edu.au>**

---

AN INDEPENDENT PUBLIC SCHOOL

